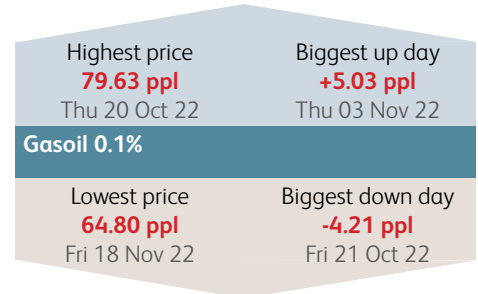
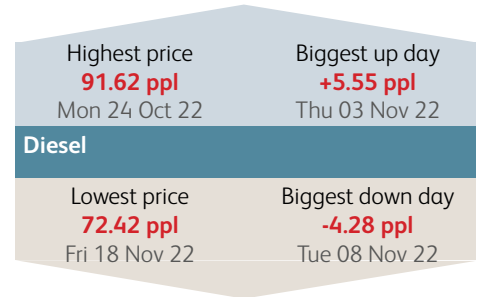
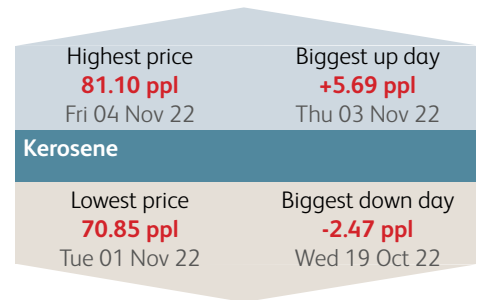
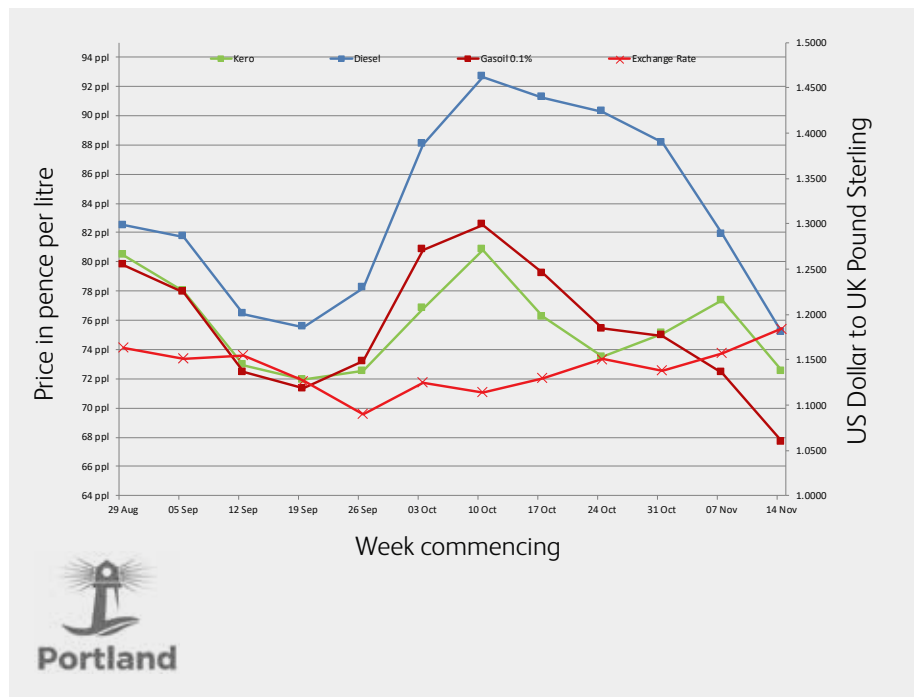


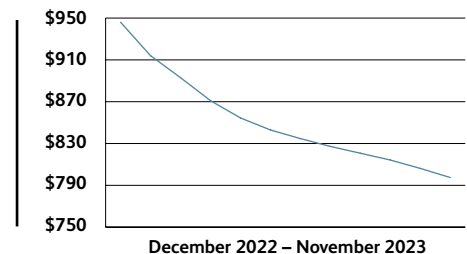
Wholesale Price Movements: 19th October 2022 – 18th November 2022

| | Kerosene | Diesel | Gasoil 0.1% |
|----------------------|----------|--------|-------------|
| Average price | 74.74 | 85.09 | 73.66 |
| Average daily change | 1.41 | 1.65 | 1.57 |
| Current duty | 0.00 | 52.95 | 10.18 |
| Total | 74.74 | 138.04 | 83.84 |

All prices in pence per litre



Gasoil forward price
in US\$ per tonne



The Fuel Oil News Price Totem

| | Trade average buying prices | | | Average selling prices | | |
|---------------------|-----------------------------|--------|--------|------------------------|--------|--------|
| | Kerosene | Gasoil | ULSD | Kerosene | Gasoil | ULSD |
| Scotland | 81.21 | 88.32 | 140.70 | 92.58 | 94.36 | 146.21 |
| North East | 80.16 | 86.95 | 139.78 | 96.10 | 92.62 | 143.84 |
| North West | 81.73 | 89.55 | 142.17 | 92.62 | 94.79 | 145.78 |
| Midlands | 80.23 | 87.48 | 140.24 | 90.99 | 93.05 | 144.64 |
| South East | 80.33 | 87.44 | 140.22 | 102.52 | 97.16 | 144.04 |
| South West | 80.68 | 87.28 | 140.06 | 94.96 | 92.85 | 143.55 |
| Northern Ireland | 80.79 | 88.65 | n/a | 91.33 | 95.44 | n/a |
| Republic of Ireland | 94.55 | 94.08 | 141.64 | 103.35 | 99.65 | 146.13 |
| Portland | 78.54 | 85.00 | 136.93 | | | |

The price totem figures are indicative figures compiled from the Portland base rate using calculated regional variances.

Buying prices are ex-rack. Selling prices are for 1000 litres of kero, 2500 litres of gas oil and 5000 litres of ULSD (Derv in ROI). Prices in ROI are in €.

Wholesale prices are supplied by Portland Analytics Ltd, dedicated providers of fuel price information from refinery to pump.

For more information and access to prices, visit www.portlandpricing.co.uk