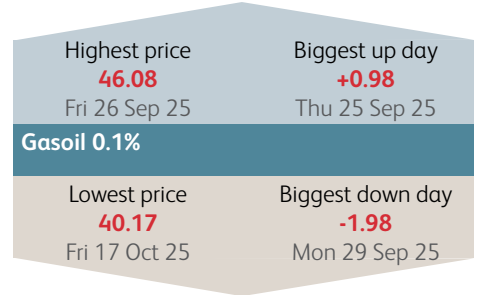
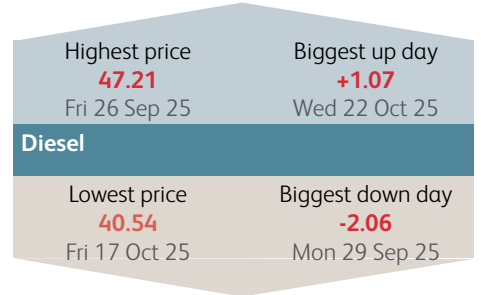
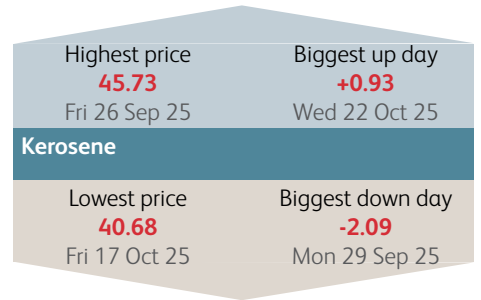
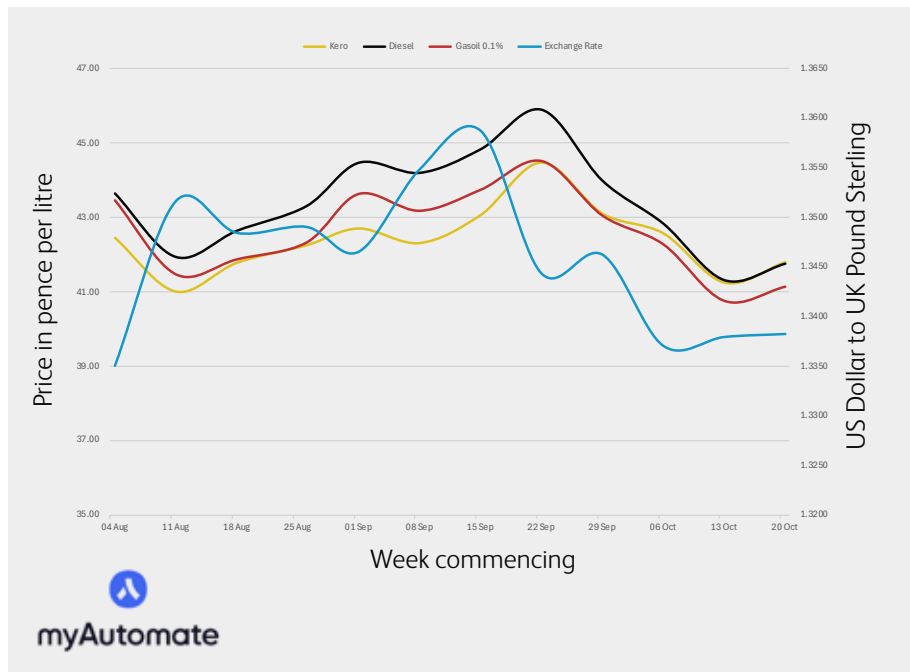


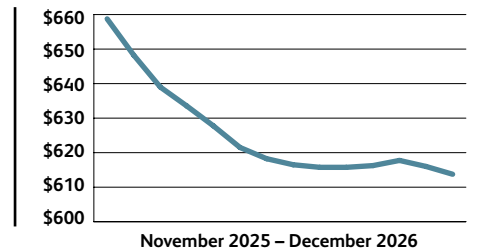
Wholesale Price Movements: 19th September 2025 – 22nd October 2025

	Kerosene	Diesel	Gasoil 0.1%
Average price	42.70	43.24	42.44
Average daily change	0.58	0.70	0.58
Current duty	0.00	52.95	10.18
Total	42.70	96.19	52.62

All prices in pence per litre



Gasoil forward price
in US\$ per tonne



The Fuel Oil News Price Totem

	Trade average buying prices			Average selling prices		
	Kerosene	Gasoil	ULSD	Kerosene	Gasoil	ULSD
Scotland	44.82	55.38	99.26	51.10	59.17	103.15
North East	43.77	54.01	98.34	52.47	57.53	101.19
North West	45.34	56.61	100.73	51.38	59.92	103.29
Midlands	43.84	54.54	98.80	49.72	58.01	101.90
South East	43.94	54.50	98.78	56.08	60.56	101.47
South West	44.29	54.34	98.62	52.13	57.80	101.08
N. Ireland	44.40	55.71	n/a	50.19	59.98	n/a
Republic Of Ireland	58.16	61.14	100.20	63.58	64.76	103.37
Portland	42.15	52.06	95.49			

The price totem figures are indicative figures compiled from the Portland base rate using calculated regional variances.

Buying prices are ex-rack. Selling prices are for 1000 litres of kero, 2500 litres of gas oil and 5000 litres of ULSD (Derv in ROI). Prices in ROI are in €.

Wholesale prices are supplied by Portland Analytics Ltd, dedicated providers of fuel price information from refinery to pump.

For more information and access to prices, visit www.portlandpricing.co.uk