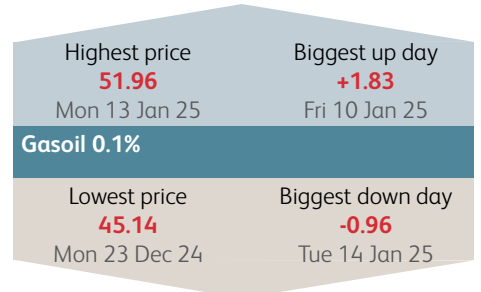
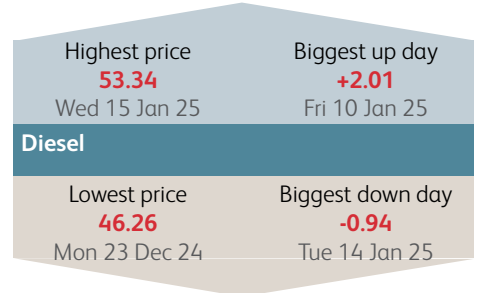
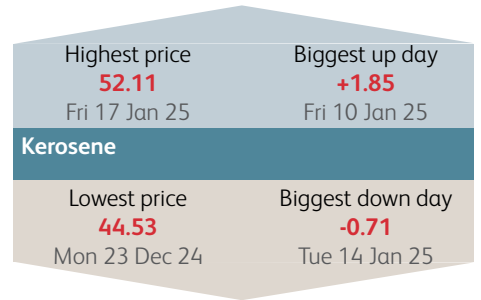
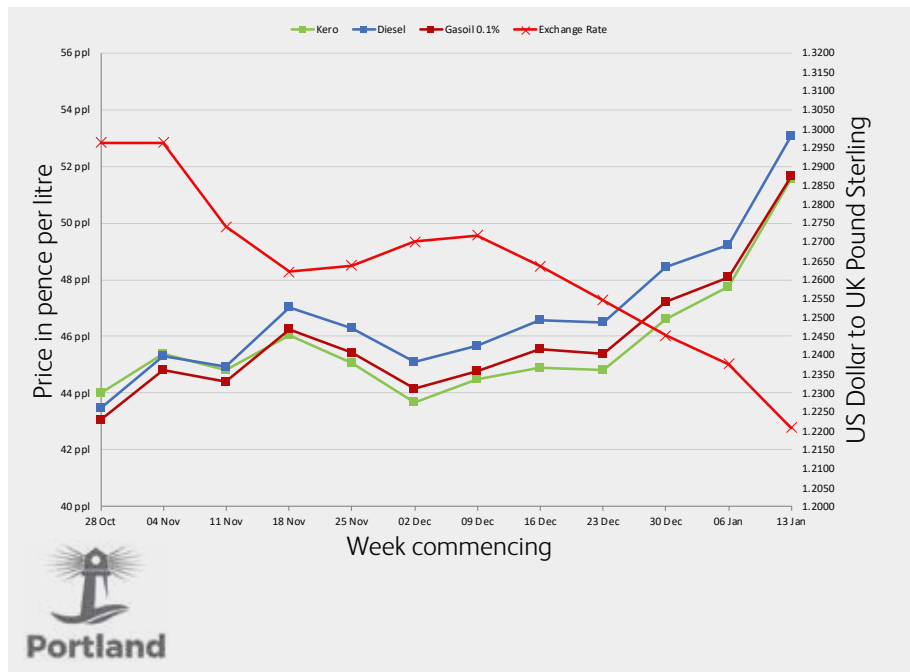


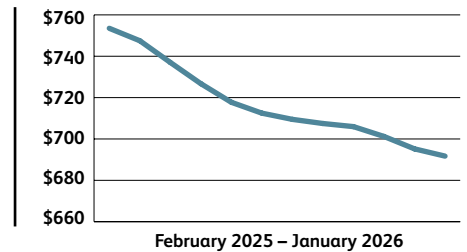
Wholesale Price Movements: 19th December 2024 – 18th January 2025

	Kerosene	Diesel	Gasoil 0.1%
Average price	47.74	49.37	48.15
Average daily change	0.58	0.65	0.63
Current duty	0.00	52.95	10.18
Total	47.74	102.32	58.33

All prices in pence per litre



Gasoil forward price
in US\$ per tonne



The Fuel Oil News Price Totem

	Trade average buying prices			Average selling prices		
	Kerosene	Gasoil	ULSD	Kerosene	Gasoil	ULSD
Scotland	52.48	63.73	108.20	59.83	68.09	112.44
North East	51.43	62.36	107.28	61.66	66.43	110.39
North West	53.00	64.96	109.67	60.06	68.76	112.45
Midlands	51.50	62.89	107.74	58.41	66.90	111.12
South East	51.60	62.85	107.72	65.86	69.83	110.65
South West	51.95	62.69	107.56	61.14	66.69	110.24
N. Ireland	52.06	64.06	n/a	58.85	68.97	n/a
Republic Of Ireland	65.82	69.49	109.14	71.95	73.60	112.60
Portland	49.81	60.41	104.43			

The price totem figures are indicative figures compiled from the Portland base rate using calculated regional variances.

Buying prices are ex-rack. Selling prices are for 1000 litres of kero, 2500 litres of gas oil and 5000 litres of ULSD (Derv in ROI). Prices in ROI are in €.

Wholesale prices are supplied by Portland Analytics Ltd, dedicated providers of fuel price information from refinery to pump.

For more information and access to prices, visit www.portlandpricing.co.uk