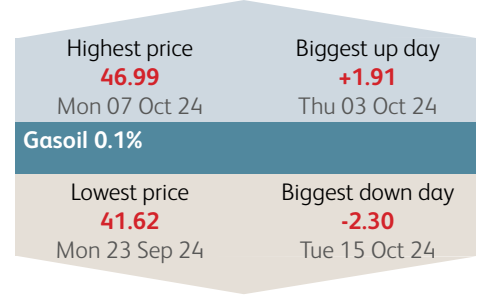
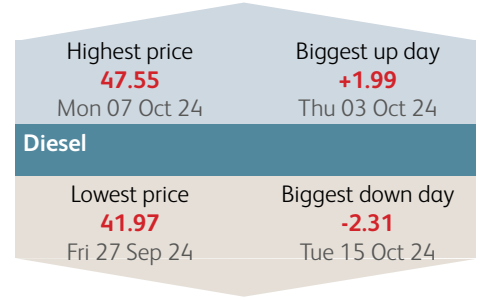
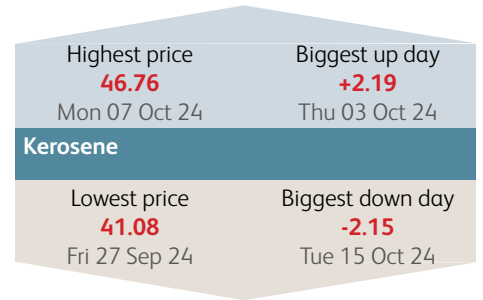
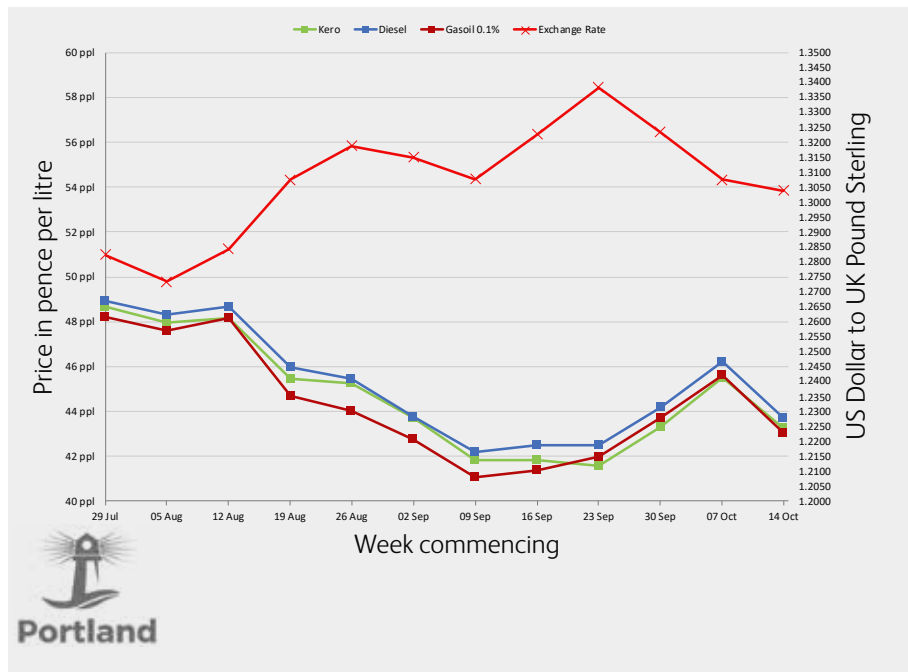


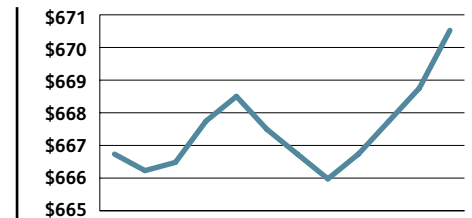
## Wholesale Price Movements: 19th September 2024 – 18th October 2024

	Kerosene	Diesel	Gasoil 0.1%
Average price	43.31	44.07	43.46
Average daily change	0.83	0.82	0.83
Current duty	0.00	52.95	10.18
<b>Total</b>	<b>43.31</b>	<b>97.02</b>	<b>53.64</b>

All prices in pence per litre



Gasoil forward price  
in US\$ per tonne



November 2024 – October 2025

## The Fuel Oil News Price Totem

	Trade average buying prices			Average selling prices		
	Kerosene	Gasoil	ULSD	Kerosene	Gasoil	ULSD
<b>Scotland</b>	47.40	58.47	102.25	54.04	62.47	106.25
<b>North East</b>	46.35	57.10	101.33	55.57	60.83	104.27
<b>North West</b>	47.92	59.70	103.72	54.30	63.19	106.35
<b>Midlands</b>	46.42	57.63	101.79	52.65	61.30	104.98
<b>South East</b>	46.52	57.59	101.77	59.37	63.99	104.54
<b>South West</b>	46.87	57.43	101.61	55.17	61.09	104.14
<b>N. Ireland</b>	46.98	58.80	n/a	53.11	63.30	n/a
<b>Republic Of Ireland</b>	60.74	64.23	103.19	66.40	68.03	106.46
<b>Portland</b>	44.73	55.15	98.48			

The price totem figures are indicative figures compiled from the Portland base rate using calculated regional variances.

Buying prices are ex-rack. Selling prices are for 1000 litres of kero, 2500 litres of gas oil and 5000 litres of ULSD (Derv in ROI). Prices in ROI are in €.

Wholesale prices are supplied by Portland Analytics Ltd, dedicated providers of fuel price information from refinery to pump.

For more information and access to prices, visit [www.portlandpricing.co.uk](http://www.portlandpricing.co.uk)