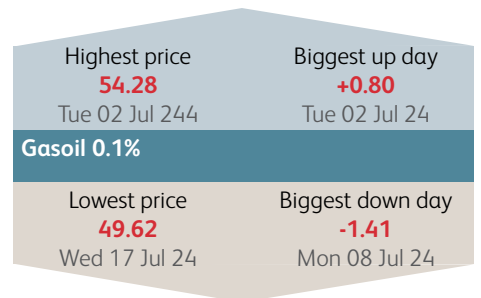
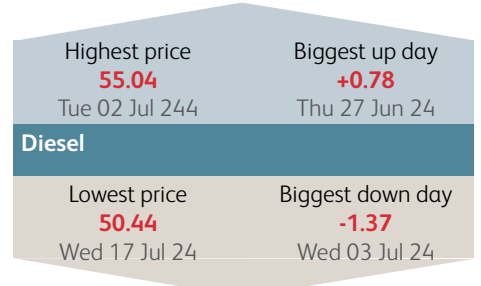
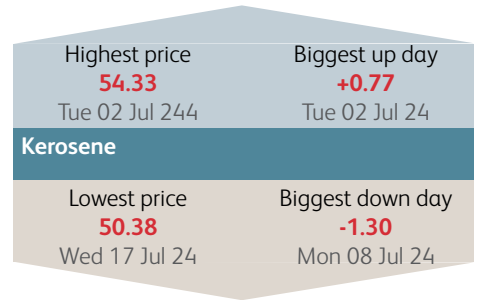
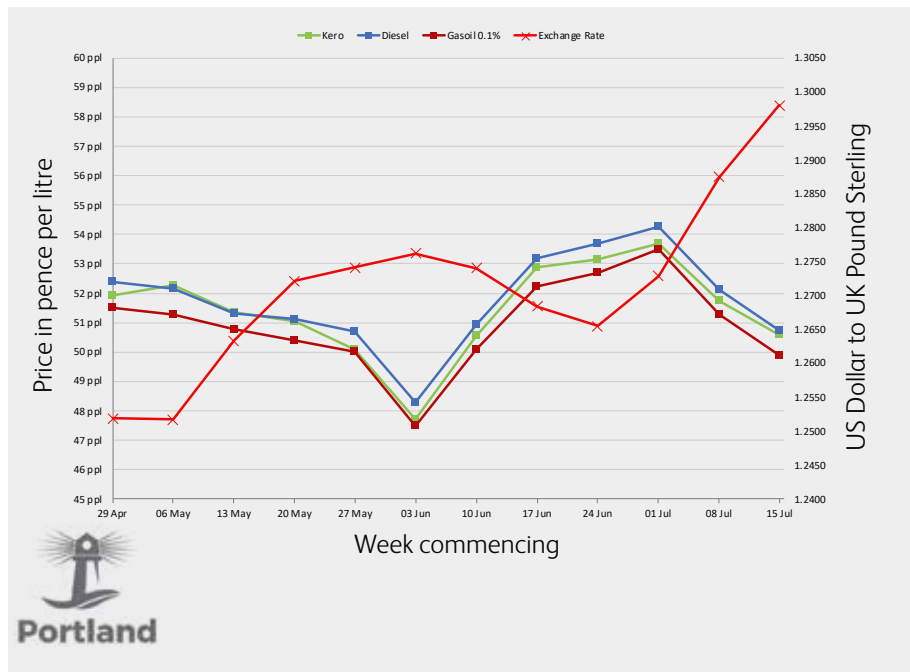


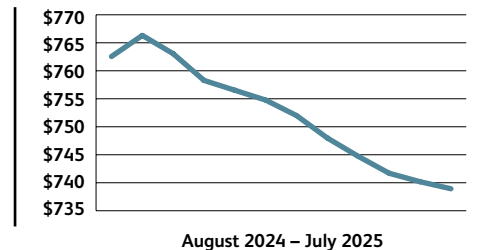
## Wholesale Price Movements: 19th June 2024 – 18th July 2024

	Kerosene	Diesel	Gasoil 0.1%
Average price	52.50	52.90	52.04
Average daily change	0.41	0.44	0.46
Current duty	0.00	52.95	10.18
<b>Total</b>	<b>52.50</b>	<b>105.85</b>	<b>62.22</b>

All prices in pence per litre



Gasoil forward price  
in US\$ per tonne



## The Fuel Oil News Price Totem

	Trade average buying prices			Average selling prices		
	Kerosene	Gasoil	ULSD	Kerosene	Gasoil	ULSD
<b>Scotland</b>	55.16	65.59	109.63	62.88	70.08	113.92
<b>North East</b>	54.11	64.22	108.71	64.87	68.41	111.87
<b>North West</b>	55.68	66.82	111.10	63.10	70.73	113.92
<b>Midlands</b>	54.18	64.75	109.17	61.45	68.87	112.60
<b>South East</b>	54.28	64.71	109.15	69.28	71.90	112.12
<b>South West</b>	54.63	64.55	108.99	64.30	68.67	111.71
<b>N. Ireland</b>	54.74	65.92	n/a	61.88	70.97	n/a
<b>Republic Of Ireland</b>	68.50	71.35	110.57	74.88	75.57	114.07
<b>Portland</b>	52.49	62.27	105.86			

The price totem figures are indicative figures compiled from the Portland base rate using calculated regional variances.

Buying prices are ex-rack. Selling prices are for 1000 litres of kero, 2500 litres of gas oil and 5000 litres of ULSD (Derv in ROI). Prices in ROI are in €.

Wholesale prices are supplied by Portland Analytics Ltd, dedicated providers of fuel price information from refinery to pump.

For more information and access to prices, visit [www.portlandpricing.co.uk](http://www.portlandpricing.co.uk)