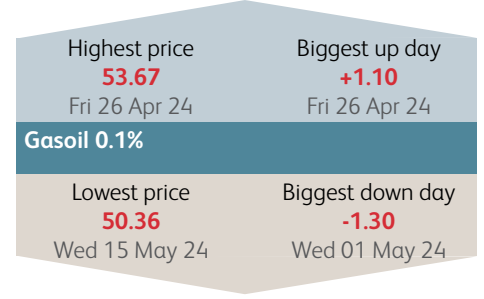
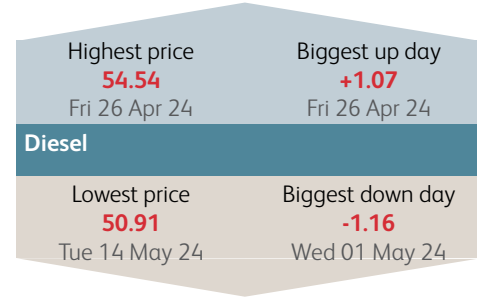
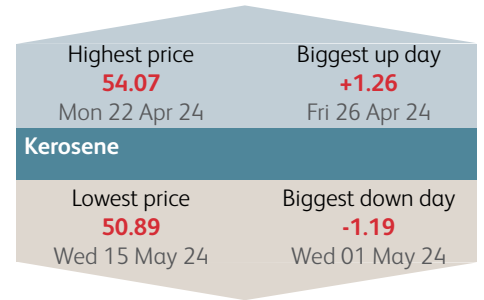
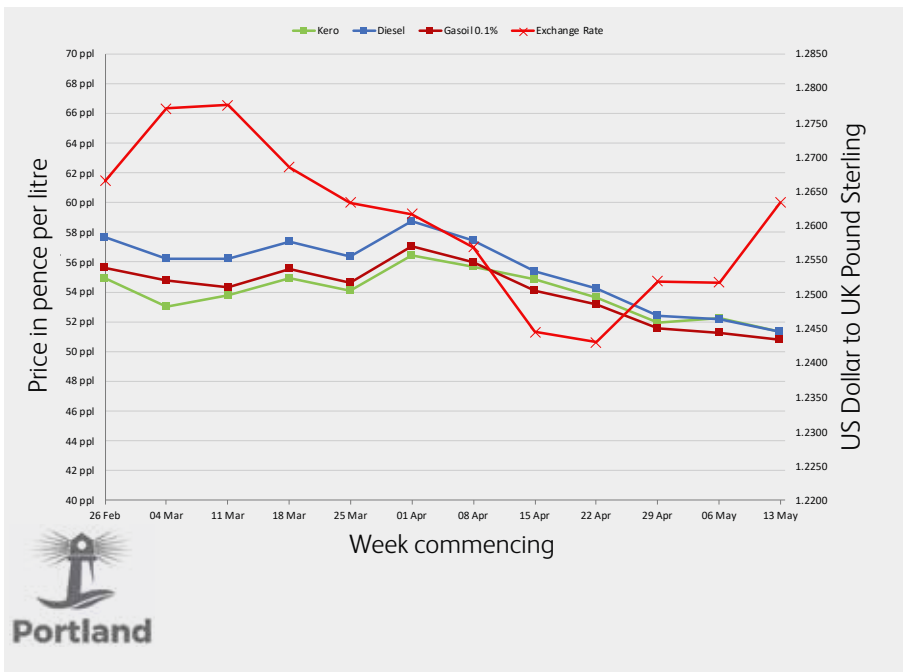


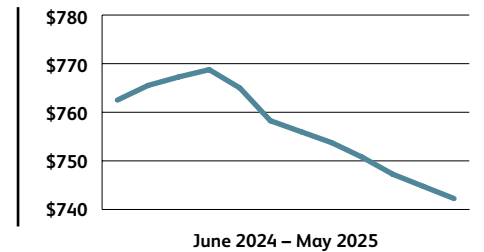
Wholesale Price Movements: 19th April 2024 – 18th May 2024

	Kerosene	Diesel	Gasoil 0.1%
Average price	52.37	52.61	51.76
Average daily change	0.53	0.48	0.48
Current duty	0.00	52.95	10.18
Total	52.37	105.56	61.94

All prices in pence per litre



Gasoil forward price
in US\$ per tonne



The Fuel Oil News Price Totem

	Trade average buying prices			Average selling prices		
	Kerosene	Gasoil	ULSD	Kerosene	Gasoil	ULSD
Scotland	55.07	64.96	109.06	62.78	69.41	113.33
North East	54.02	63.59	108.14	64.76	67.74	111.28
North West	55.59	66.19	110.53	63.00	70.06	113.34
Midlands	54.09	64.12	108.60	61.35	68.20	112.01
South East	54.19	64.08	108.58	69.16	71.20	111.54
South West	54.54	63.92	108.42	64.19	68.00	111.12
N. Ireland	54.65	65.29	n/a	61.78	70.29	n/a
Republic Of Ireland	68.41	70.72	110.00	74.78	74.90	113.48
Portland	52.40	61.64	105.29			

The price totem figures are indicative figures compiled from the Portland base rate using calculated regional variances.

Buying prices are ex-rack. Selling prices are for 1000 litres of kero, 2500 litres of gas oil and 5000 litres of ULSD (Derv in ROI). Prices in ROI are in €.

Wholesale prices are supplied by Portland Analytics Ltd, dedicated providers of fuel price information from refinery to pump.

For more information and access to prices, visit www.portlandpricing.co.uk