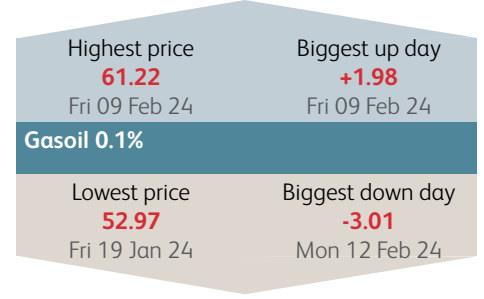
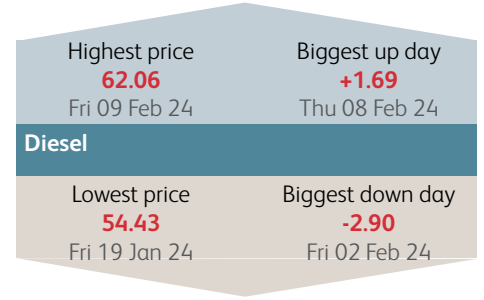
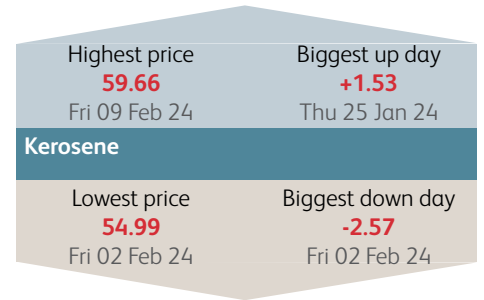
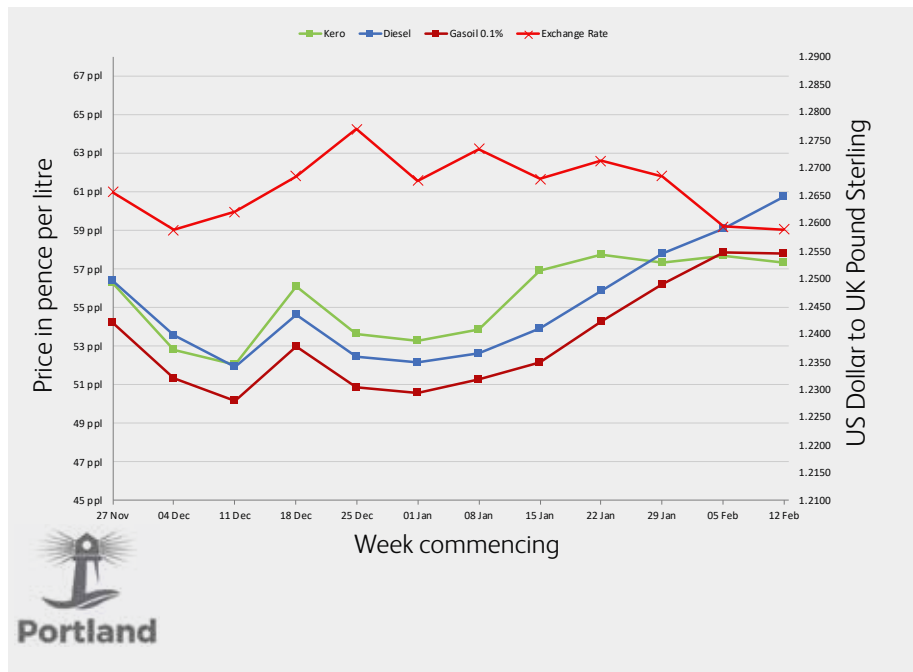


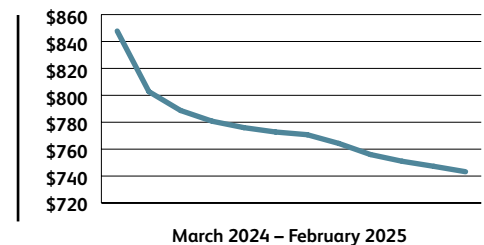
Wholesale Price Movements: 19th January 2024 – 18th February 2024

	Kerosene	Diesel	Gasoil 0.1%
Average price	57.52	58.18	56.35
Average daily change	0.89	0.90	1.08
Current duty	0.00	52.95	10.18
Total	57.52	111.13	66.53

All prices in pence per litre



Gasoil forward price
in US\$ per tonne



The Fuel Oil News Price Totem

	Trade average buying prices			Average selling prices		
	Kerosene	Gasoil	ULSD	Kerosene	Gasoil	ULSD
Scotland	60.46	70.97	115.51	68.93	75.83	120.03
North East	59.41	69.60	114.59	71.22	74.14	117.92
North West	60.98	72.20	116.98	69.10	76.42	119.95
Midlands	59.48	70.13	115.05	67.46	74.60	118.66
South East	59.58	70.09	115.03	76.04	77.88	118.16
South West	59.93	69.93	114.87	70.54	74.39	117.73
Northern Ireland	60.04	71.30	n/a	67.87	76.76	n/a
Republic of Ireland	73.80	76.73	116.45	80.67	81.27	120.14
Portland	57.79	67.65	111.74			

The price totem figures are indicative figures compiled from the Portland base rate using calculated regional variances.

Buying prices are ex-rack. Selling prices are for 1000 litres of kero, 2500 litres of gas oil and 5000 litres of ULSD (Derv in ROI). Prices in ROI are in €.

Wholesale prices are supplied by Portland Analytics Ltd, dedicated providers of fuel price information from refinery to pump.

For more information and access to prices, visit www.portlandpricing.co.uk