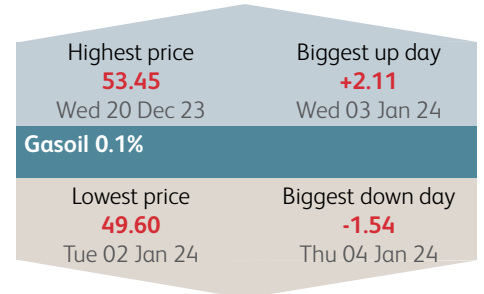
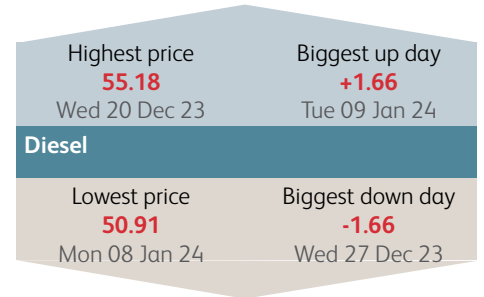
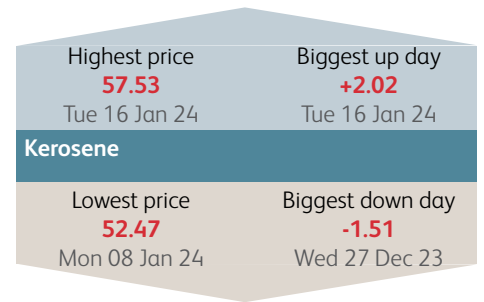
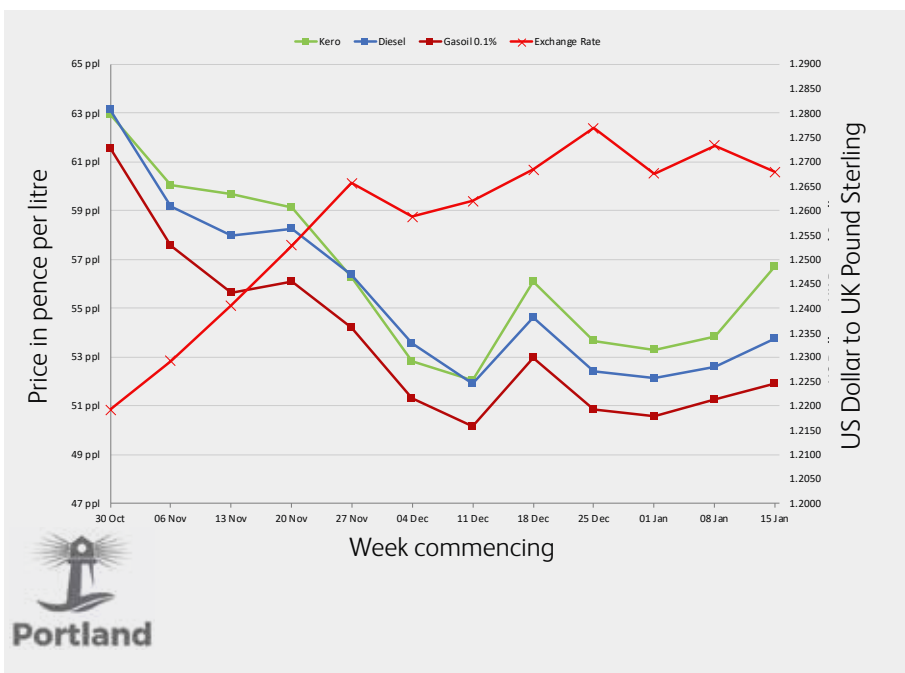


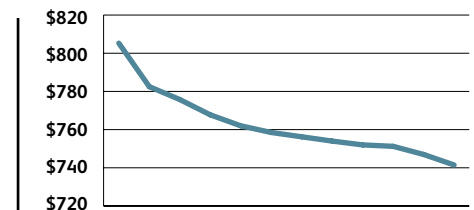
Wholesale Price Movements: 19th December 2023 – 18th January 2023

	Kerosene	Diesel	Gasoil 0.1%
Average price	54.75	53.15	51.54
Average daily change	0.91	0.83	0.83
Current duty	0.00	52.95	10.18
Total	54.75	106.10	61.72

All prices in pence per litre



Gasoil forward price
in US\$ per tonne



December 2023 – November 2024

The Fuel Oil News Price Totem

	Trade average buying prices			Average selling prices		
	Kerosene	Gasoil	ULSD	Kerosene	Gasoil	ULSD
Scotland	57.26	65.82	111.29	62.86	67.52	111.84
North East	55.14	63.19	107.63	64.84	65.85	109.81
North West	54.09	61.82	106.71	63.07	68.19	111.87
Midlands	55.66	64.42	109.10	61.43	66.32	110.53
South East	54.16	62.35	107.17	69.25	69.23	110.07
South West	54.26	62.31	107.15	64.28	66.11	109.66
Northern Ireland	54.61	62.15	106.99	61.86	68.38	n/a
Republic of Ireland	54.72	63.52	n/a	74.86	73.03	112.01
Portland	52.47	59.87	103.86			

The price totem figures are indicative figures compiled from the Portland base rate using calculated regional variances.

Buying prices are ex-rack. Selling prices are for 1000 litres of kero, 2500 litres of gas oil and 5000 litres of ULSD (Derv in ROI). Prices in ROI are in €.

Wholesale prices are supplied by Portland Analytics Ltd, dedicated providers of fuel price information from refinery to pump.

For more information and access to prices, visit www.portlandpricing.co.uk