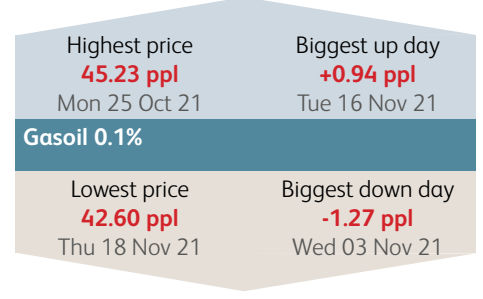
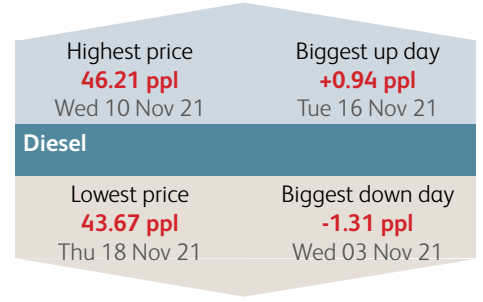
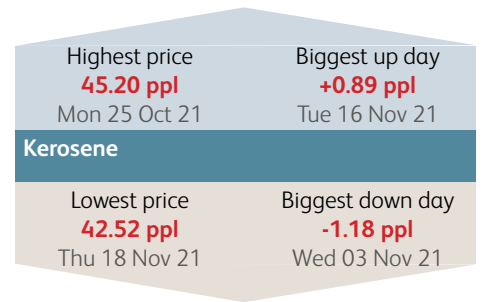
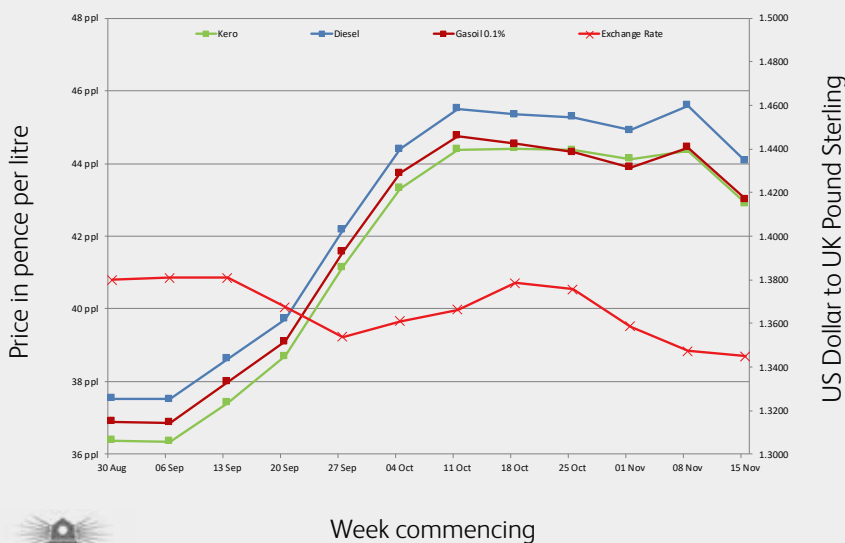


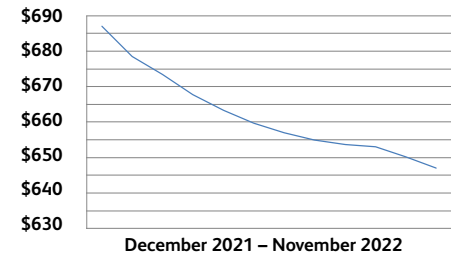
## Wholesale Price Movements: 19th October 2021 – 18th November 2021

|                      | Kerosene | Diesel | Gasoil 0.1% |
|----------------------|----------|--------|-------------|
| Average price        | 44.08    | 45.08  | 44.08       |
| Average daily change | 0.57     | 0.62   | 0.59        |
| Current duty         | 0.00     | 57.95  | 11.14       |
| Total                | 44.08    | 103.03 | 55.22       |

All prices in pence per litre



Gasoil forward price  
in US\$ per tonne



## The Fuel Oil News Price Totem

|                     | Trade average buying prices |        |        | Average selling prices |        |        |
|---------------------|-----------------------------|--------|--------|------------------------|--------|--------|
|                     | Kerosene                    | Gasoil | ULSD   | Kerosene               | Gasoil | ULSD   |
| Scotland            | 46.63                       | 58.84  | 106.81 | 53.16                  | 62.87  | 110.99 |
| North East          | 45.58                       | 57.47  | 105.89 | 54.64                  | 61.22  | 108.96 |
| North West          | 47.15                       | 60.07  | 108.28 | 53.43                  | 63.58  | 111.03 |
| Midlands            | 45.65                       | 58.00  | 106.35 | 51.77                  | 61.69  | 109.69 |
| South East          | 45.75                       | 57.96  | 106.33 | 58.39                  | 64.40  | 109.22 |
| South West          | 46.10                       | 57.80  | 106.17 | 54.26                  | 61.48  | 108.82 |
| Northern Ireland    | 46.21                       | 59.17  | n/a    | 52.24                  | 63.70  | n/a    |
| Republic of Ireland | 59.97                       | 64.60  | 107.75 | 65.55                  | 68.42  | 111.16 |
| Portland            | 43.96                       | 55.52  | 103.04 |                        |        |        |

The price totem figures are indicative figures compiled from the Portland base rate using calculated regional variances.

Buying prices are ex-rack. Selling prices are for 1000 litres of kero, 2500 litres of gas oil and 5000 litres of ULSD (Derv in ROI). Prices in ROI are in €.

Wholesale prices are supplied by Portland Analytics Ltd, dedicated providers of fuel price information from refinery to pump.

For more information and access to prices, visit [www.portlandpricing.co.uk](http://www.portlandpricing.co.uk)