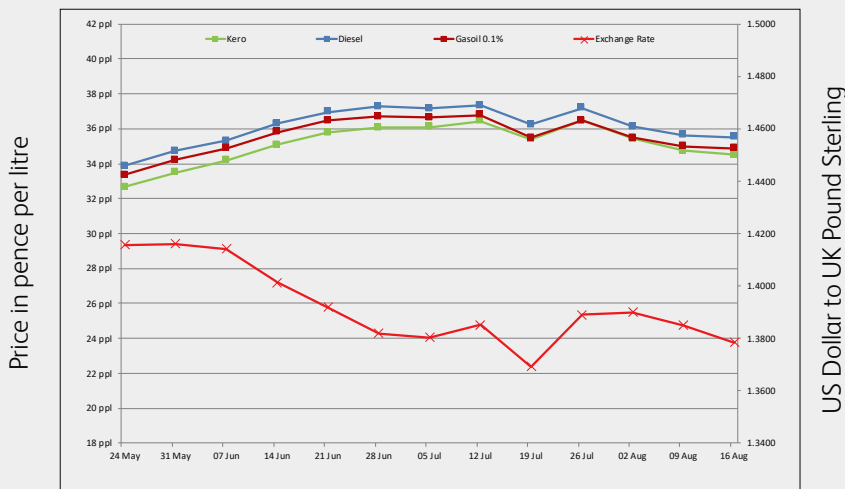


Wholesale Price Movements: 19th July 2021 – 18th August 2021

	Kerosene	Diesel	Gasoil 0.1%
Average price	35.41	36.21	35.55
Average daily change	0.48	0.49	0.50
Current duty	0.00	57.95	11.14
Total	35.41	94.16	46.69

All prices in pence per litre



Week commencing



The Fuel Oil News Price Totem

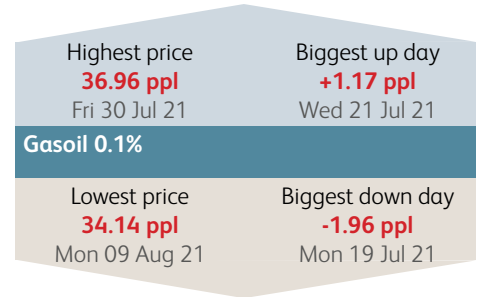
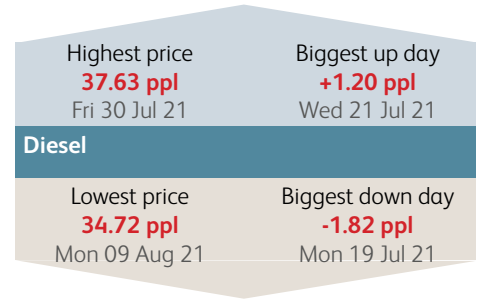
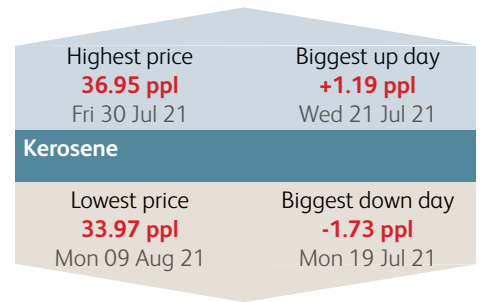
	Trade average buying prices			Average selling prices		
	Kerosene	Gasoil	ULSD	Kerosene	Gasoil	ULSD
Scotland	37.88	49.75	97.62	43.18	53.16	101.44
North East	36.83	48.38	96.70	44.15	51.54	99.51
North West	38.40	50.98	99.09	43.51	53.96	101.61
Midlands	36.90	48.91	97.16	41.85	52.02	100.21
South East	37.00	48.87	97.14	47.22	54.30	99.78
South West	37.35	48.71	96.98	43.96	51.81	99.40
Northern Ireland	37.46	50.08	n/a	42.35	53.92	n/a
Republic of Ireland	51.22	55.51	98.56	55.99	58.79	101.68
Portland	35.21	46.43	93.85			

The price totem figures are indicative figures compiled from the Portland base rate using calculated regional variances.

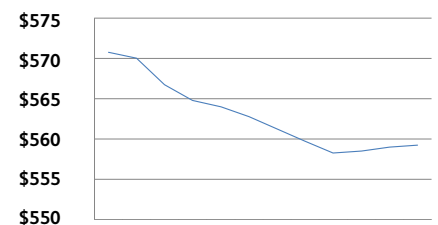
Buying prices are ex-rack. Selling prices are for 1000 litres of kero, 2500 litres of gas oil and 5000 litres of ULSD (Derv in ROI). Prices in ROI are in €.

Wholesale prices are supplied by Portland Analytics Ltd, dedicated providers of fuel price information from refinery to pump.

For more information and access to prices, visit www.portlandpricing.co.uk



Gasoil forward price
in US\$ per tonne



September 2021 – August 2022