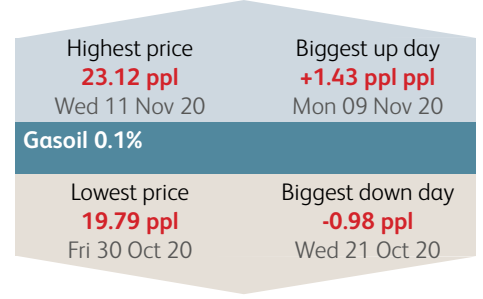
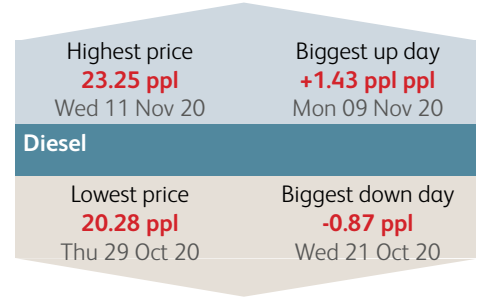
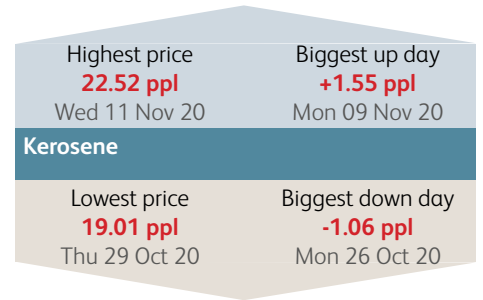
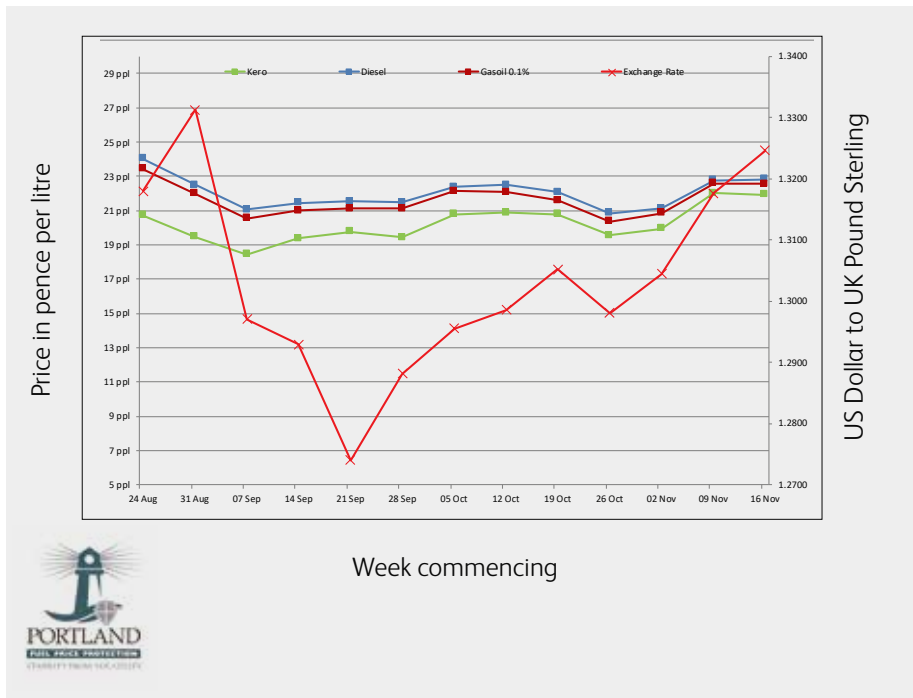


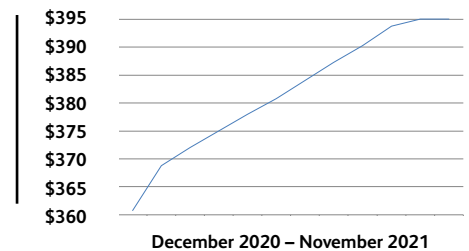
Wholesale Price Movements: 19th October 2020 – 18th November 2020

	Kerosene	Diesel	Gasoil 0.1%
Average price	20.78	21.89	21.54
Average daily change	0.51	0.50	0.52
Current duty	0.00	57.95	11.14
Total	20.78	79.84	32.68

All prices in pence per litre



Gasoil forward price
in US\$ per tonne



The Fuel Oil News Price Totem

	Trade average buying prices			Average selling prices		
	Kerosene	Gasoil	ULSD	Kerosene	Gasoil	ULSD
Scotland	23.02	35.67	83.19	26.24	38.11	86.45
North East	21.97	34.30	82.27	26.34	36.54	84.66
North West	23.54	36.90	84.66	26.67	39.05	86.81
Midlands	22.04	34.83	82.73	25.00	37.05	85.33
South East	22.14	34.79	82.71	28.26	38.66	84.96
South West	22.49	34.63	82.55	26.47	36.84	84.61
Northern Ireland	22.60	36.00	n/a	25.55	38.76	n/a
Republic of Ireland	36.36	41.43	84.13	39.75	43.88	86.79
Portland	20.35	32.35	79.42			

The price totem figures are indicative figures compiled from the Portland base rate using calculated regional variances.

Buying prices are ex-rack. Selling prices are for 1000 litres of kero, 2500 litres of gas oil and 5000 litres of ULSD (Derv in ROI). Prices in ROI are in €.

Wholesale prices are supplied by Portland Analytics Ltd, dedicated providers of fuel price information from refinery to pump.

For more information and access to prices, visit <https://portland-fuel.co.uk/pricing>.