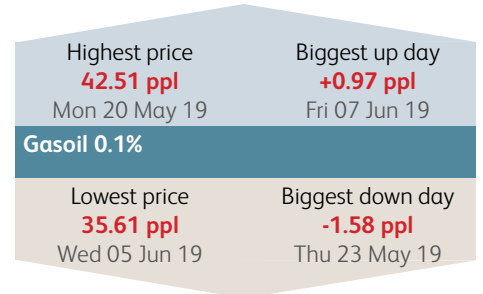
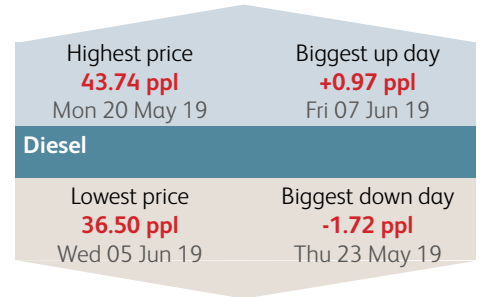
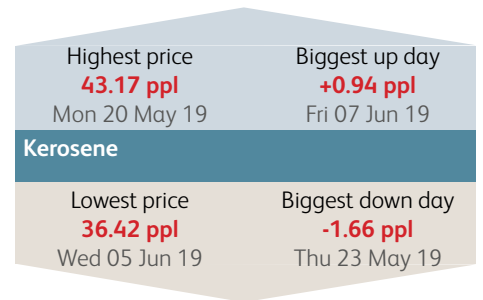
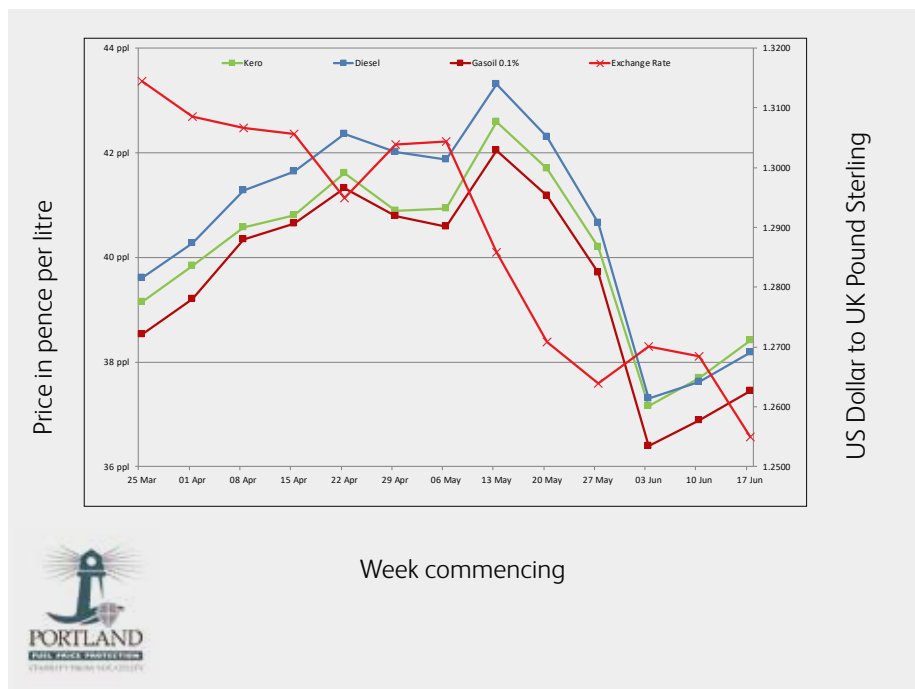


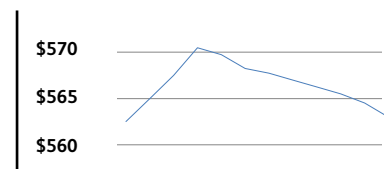
## Wholesale Price Movements: 19th May 2019 – 18th June 2019

	Kerosene	Diesel	Gasoil 0.1%
Average price	39.26	39.50	38.58
Average daily change	0.59	0.63	0.62
Current duty	0.00	57.95	11.14
Total	39.26	97.45	49.72

All prices in pence per litre



Gasoil forward price  
in US\$ per tonne



## The Fuel Oil News Price Totem

July 2019 – June 2020

	Trade average buying prices			Average selling prices		
	Kerosene	Gasoil	ULSD	Kerosene	Gasoil	ULSD
Scotland	39.49	52.13	98.72	47.38	56.35	103.95
North East	38.68	51.28	98.14	47.56	55.25	101.41
North West	41.36	55.33	101.83	45.95	58.95	103.95
Midlands	38.91	51.87	98.75	45.46	55.45	102.47
South East	40.02	52.72	99.85	51.47	59.99	101.86
South West	39.13	51.60	98.32	47.95	55.98	102.22
Northern Ireland	38.03	51.33	98.07	44.27	55.87	n/a
Republic of Ireland	46.33	55.52	99.30	57.96	61.35	103.00
Portland	36.44	46.81	94.57			

The price totem figures are compiled from the results of a telephone survey of distributors carried out on 06/06/2019.

Buying prices are ex-rack. Selling prices are for 1000 litres of kero, 2500 litres of gas oil and 5000 litres of ULSD (Derv in ROI). Prices in ROI are in €.

Wholesale prices are supplied by Portland Analytics Ltd, dedicated providers of fuel price information from refinery to pump.

For more information and access to prices, visit <https://portland-fuel.co.uk/pricing>.