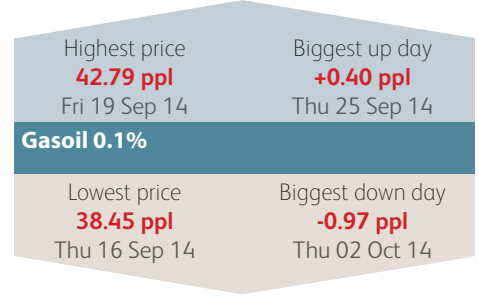
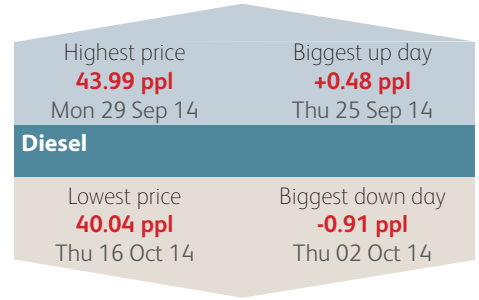
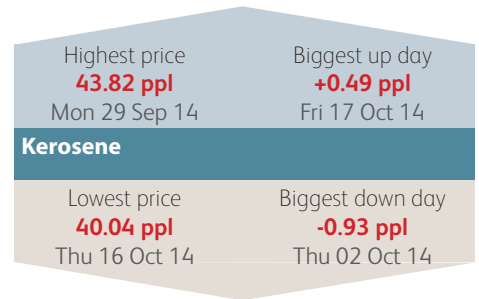
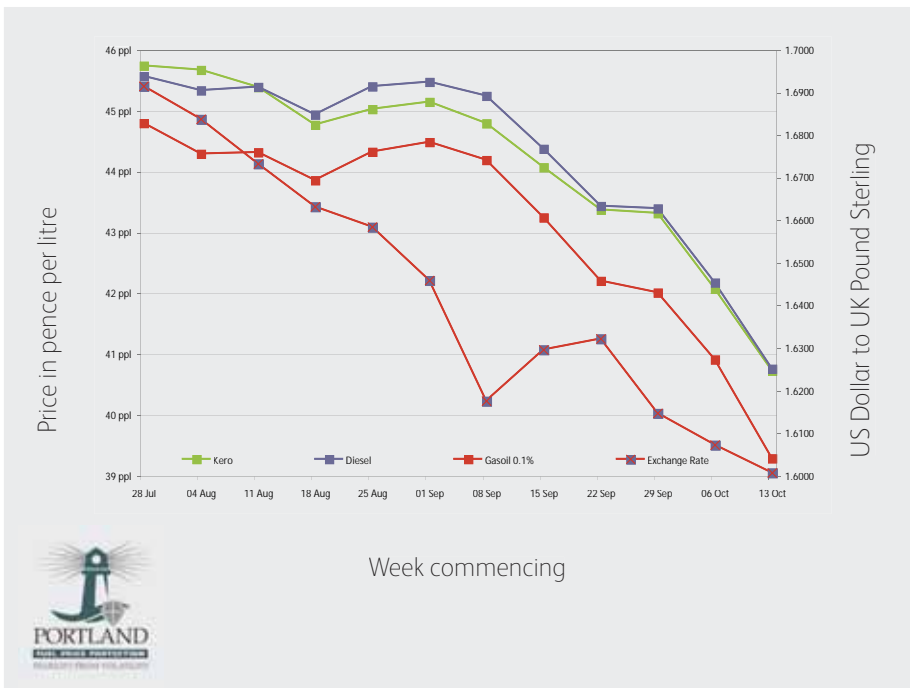


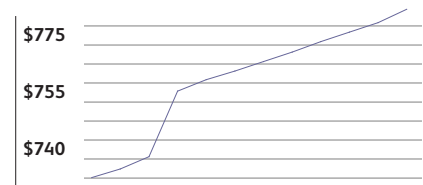
Wholesale Price Movements: 19th September 2014 – 18th October 2014

	Kerosene	Diesel	Gasoil 0.1%
Average price	42.49	42.57	41.25
Average daily change	0.32	0.32	0.33
Current duty	0.00	57.95	11.14
Total	42.49	100.52	52.39

All prices in pence per litre



Gasoil forward price
in US\$ per tonne



November 2014 – October 2015

The Fuel Oil News Price Totem

	Trade average buying prices			Average selling prices		
	Kerosene	Gasoil	ULSD	Kerosene	Gasoil	ULSD
Platts	42.06	52.02	100.68			
Scotland	44.36	55.71	102.27	50.90	59.50	104.90
North East	45.39	55.86	102.66	50.93	59.46	105.21
North West	44.92	56.15	102.98	49.40	58.71	105.37
Midlands	44.35	55.65	102.50	49.40	58.45	104.45
South East	45.61	55.88	102.77	49.28	59.22	105.32
South West	44.89	55.54	102.53	48.85	57.52	105.43
Northern Ireland	44.42	55.74	102.67	49.00	61.00	107.50
Republic of Ireland	66.05	69.47	108.30	71.80	73.95	111.50

The price totem figures are compiled from the results of a telephone survey of distributors carried out on 06/10/2014

Buying prices are ex-rack. Selling prices are for 1000 litres of kero, 2500 litres of gas oil and 5000 litres of ULSD (Derv in ROI). Prices in ROI are in €.

The FON Price Totem includes Platts derived market data, supplied courtesy of Platts and BigOil.net. This allows distributors to make a comparison with the average buying prices.

