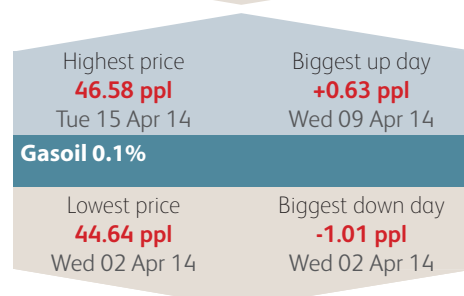
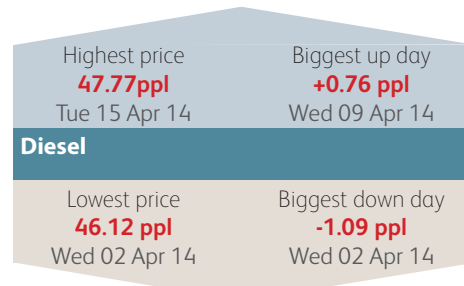
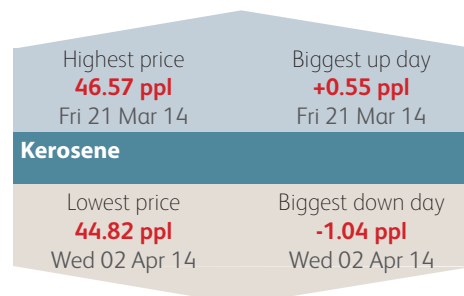
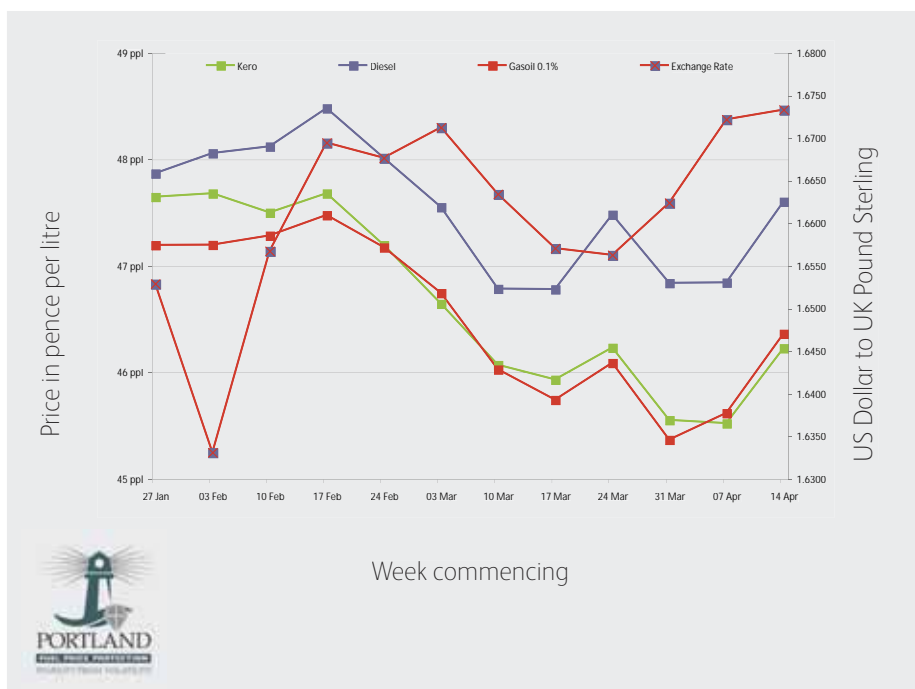


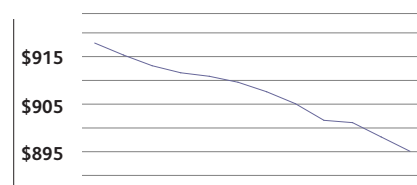
Wholesale Price Movements: 19th March 2014 – 15th April 2014

	Kerosene	Diesel	Gasoil 0.1%
Average price	45.86	47.08	45.78
Average daily change	0.38	00.38	0.38
Current duty	0.00	57.95	11.14
Total	45.86	105.03	56.92

All prices in pence per litre



Gasoil forward price
in US\$ per tonne



May 2014 – April 2015

The Fuel Oil News Price Totem

	Trade average buying prices			Average selling prices		
	Kerosene	Gasoil	ULSD	Kerosene	Gasoil	ULSD
Platts	45.35	56.32	105.18			
Scotland	46.75	59.91	106.61	53.40	53.65	109.95
North East	47.52	60.28	107.25	54.85	64.74	110.77
North West	46.88	59.72	106.69	52.32	63.32	109.17
Midlands	46.44	59.58	106.43	51.98	63.20	109.05
South East	48.08	60.52	106.73	55.38	64.27	109.33
South West	47.37	60.01	106.58	51.73	62.98	110.02
Northern Ireland	47.23	60.10	107.27	51.05	63.85	112.75
Republic of Ireland	66.09	71.99	110.84	78.64	77.99	113.92

The price totem figures are compiled from the results of a telephone survey of distributors carried out on 04/04/2014

Buying prices are ex-rack. Selling prices are for 1000 litres of kero, 2500 litres of gas oil and 5000 litres of ULSD (Derv in ROI). Prices in ROI are in €.

The FON Price Totem includes Platts derived market data, supplied courtesy of Platts and BigOil.net.

This allows distributors to make a comparison with the average buying prices.

