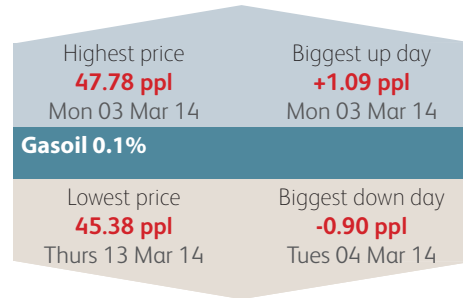
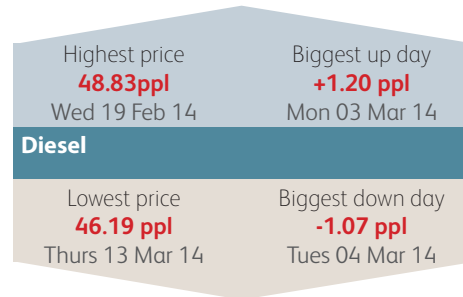
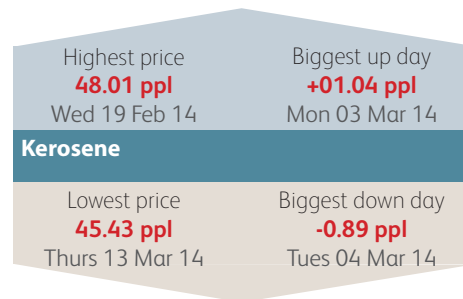
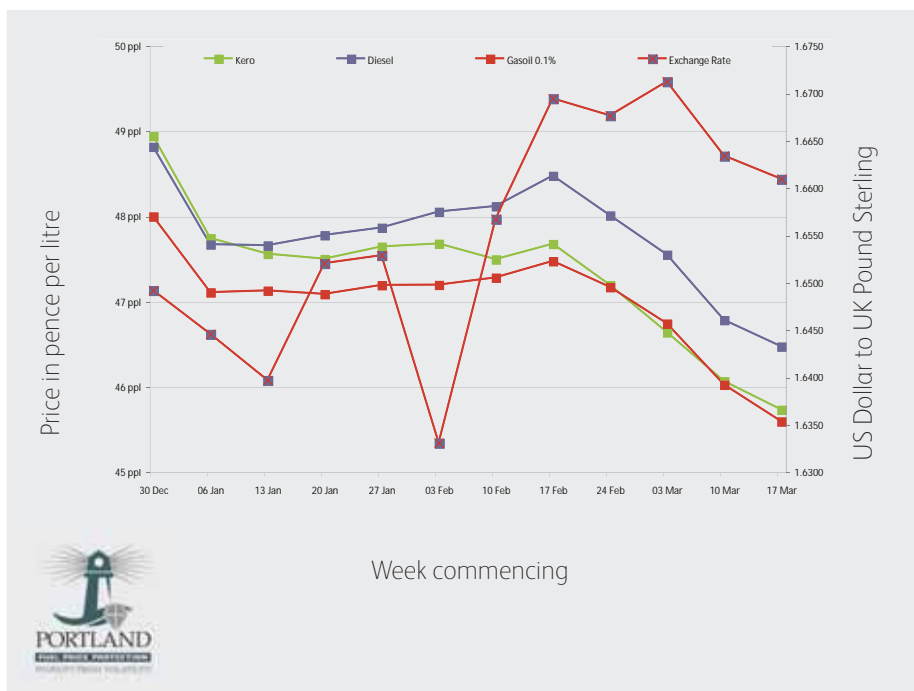


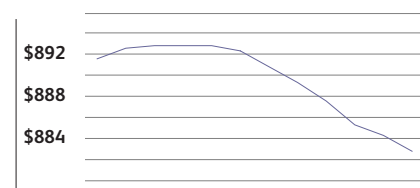
## Wholesale Price Movements: 19th February 2014 – 18th March 2014

	Kerosene	Diesel	Gasoil 0.1%
Average price	46.77	47.58	46.72
Average daily change	0.42	0.45	0.42
Current duty	0.00	57.95	11.14
<b>Total</b>	<b>46.77</b>	<b>105.53</b>	<b>57.86</b>

All prices in pence per litre



Gasoil forward price  
in US\$ per tonne



March 2014 – February 2015

## The Fuel Oil News Price Totem

	Trade average buying prices			Average selling prices		
	Kerosene	Gasoil	ULSD	Kerosene	Gasoil	ULSD
Platts	45.96	57.21	105.45			
Scotland	48.02	60.33	106.95	54.38	64.43	110.71
North East	48.45	60.11	106.97	56.14	65.00	111.01
North West	48.43	60.59	107.36	55.23	64.43	110.43
Midlands	47.86	60.27	107.19	53.73	63.97	109.73
South East	49.23	62.20	108.73	55.55	64.73	111.60
South West	48.53	60.58	107.76	53.43	63.90	109.75
Northern Ireland	49.97	60.63	107.76	52.90	65.50	112.50
Republic of Ireland	68.19	74.30	113.11	74.48	77.42	115.71

The price totem figures are compiled from the results of a telephone survey of distributors carried out on 07/03/2014. Buying prices are ex-rack. Selling prices are for 1000 litres of kero, 2500 litres of gas oil and 5000 litres of ULSD (Derv in ROI). Prices in ROI are in €.

The FON Price Totem includes Platts derived market data, supplied courtesy of Platts and BigOil.net. This allows distributors to make a comparison with the average buying prices.

