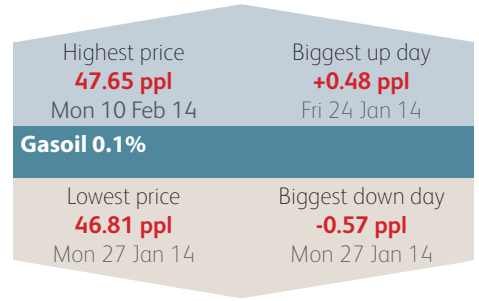
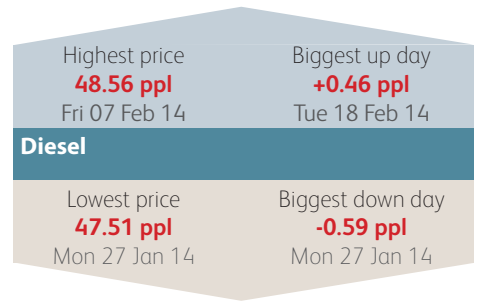
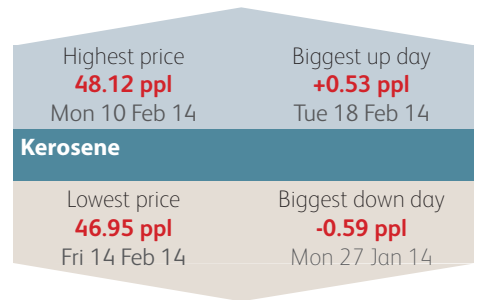
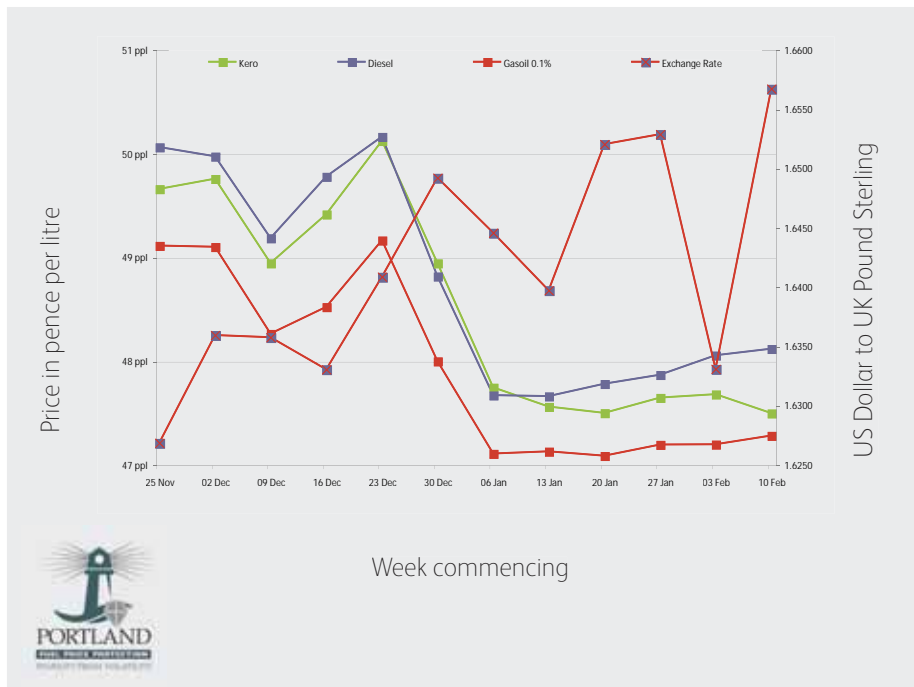


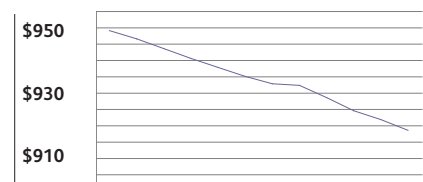
Wholesale Price Movements: 19th January 2014 – 18th February 2014

	Kerosene	Diesel	Gasoil 0.1%
Average price	47.57	47.97	47.20
Average daily change	0.30	0.28	0.28
Current duty	0.00	57.95	11.14
Total	47.57	105.92	58.34

All prices in pence per litre



Ultra low sulphur gasoil forward price
in US\$ per tonne



March 2014 – February 2015

The Fuel Oil News Price Totem

	Trade average buying prices			Average selling prices		
	Kerosene	Gasoil	ULSD	Kerosene	Gasoil	ULSD
Platts	47.41	58.02	106.22			
Scotland	49.35	60.96	107.56	55.70	64.85	110.70
North East	49.70	60.81	107.76	57.32	64.93	111.36
North West	49.29	60.77	107.66	54.93	64.18	110.37
Midlands	48.94	60.85	107.76	55.98	65.23	110.20
South East	49.50	61.20	108.48	58.95	65.15	111.20
South West	49.92	61.58	108.48	54.58	64.07	110.51
Northern Ireland	49.54	61.60	108.80	53.18	65.39	113.00
Republic of Ireland	64.98	73.25	112.50	74.10	77.18	115.49

The price totem figures are compiled from the results of a telephone survey of distributors carried out on 06/02/2014

Buying prices are ex-rack. Selling prices are for 1000 litres of kero, 2500 litres of gas oil and 5000 litres of ULSD (Derv in ROI). Prices in ROI are in €.

The FON Price Totem includes Platts derived market data, supplied courtesy of Platts and BigOil.net. This allows distributors to make a comparison with the average buying prices.

