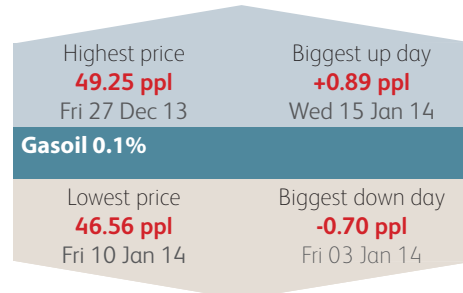
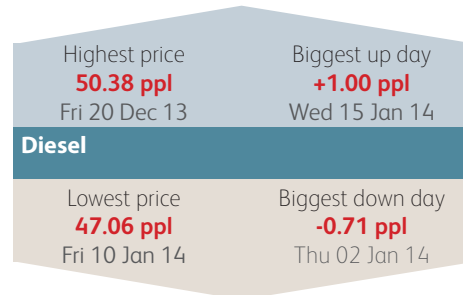
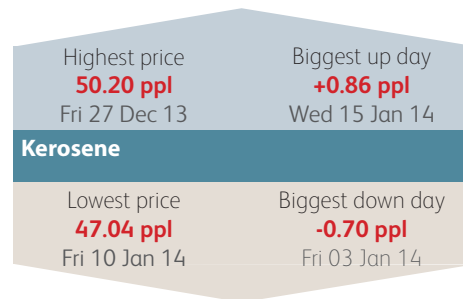
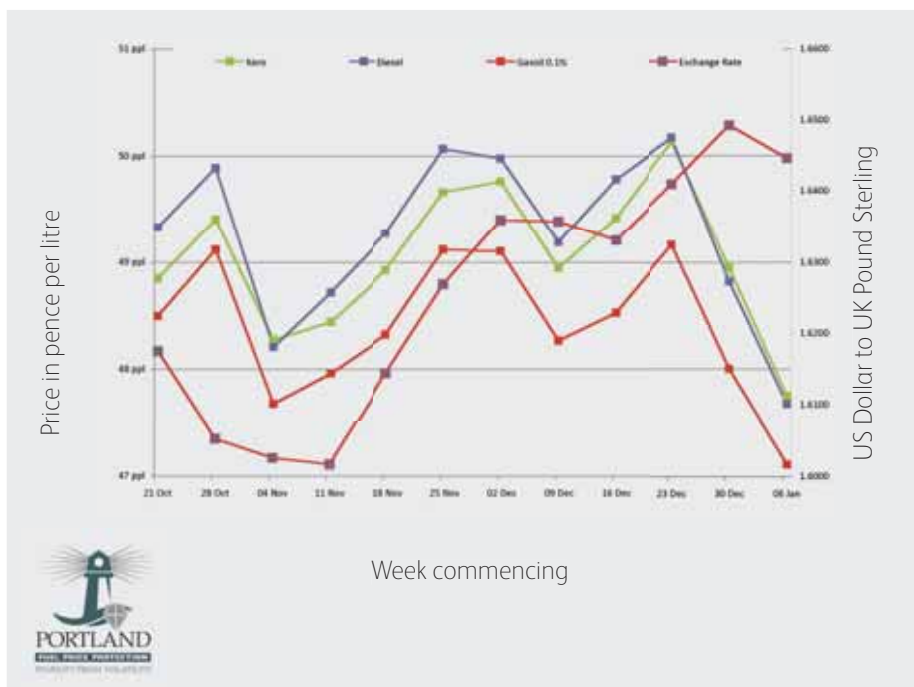


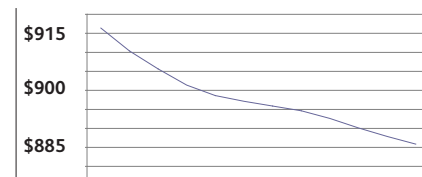
Wholesale Price Movements: 13th December 2013 – 18th January 2014

	Kerosene	Diesel	Gasoil 0.1%
Average price	48.64	48.73	47.89
Average daily change	0.38	0.37	0.37
Current duty	0.00	57.95	11.14
Total	48.64	106.68	59.03

All prices in pence per litre



Gasoil forward price
in US\$ per tonne



February 2014 – January 2015

The Fuel Oil News Price Totem

	Trade average buying prices			Average selling prices		
	Kerosene	Gasoil	ULSD	Kerosene	Gasoil	ULSD
Platts	48.18	58.44	106.42			
Scotland	49.95	61.33	108.00	56.70	65.20	111.01
North East	50.58	61.27	107.76	57.08	64.79	110.37
North West	50.27	61.13	107.86	55.58	64.84	110.91
Midlands	50.25	61.75	108.55	56.98	65.75	110.85
South East	50.73	61.74	107.87	56.16	64.87	110.77
South West	50.57	61.62	108.34	56.08	65.06	111.24
Northern Ireland	50.26	61.77	108.92	55.07	66.87	113.10
Republic of Ireland	70.41	74.52	113.44	75.86	76.98	115.71

The price totem figures are compiled from the results of a telephone survey of distributors carried out on 06/01/2014. Buying prices are ex-rack. Selling prices are for 1000 litres of kero, 2500 litres of gas oil and 5000 litres of ULSD (Derv in ROI). Prices in ROI are in €.

The FON Price Totem includes Platts derived market data, supplied courtesy of Platts and BigOil.net. This allows distributors to make a comparison with the average buying prices.

