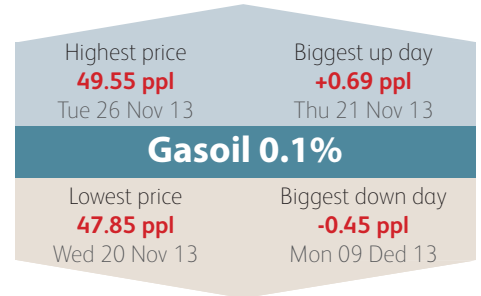
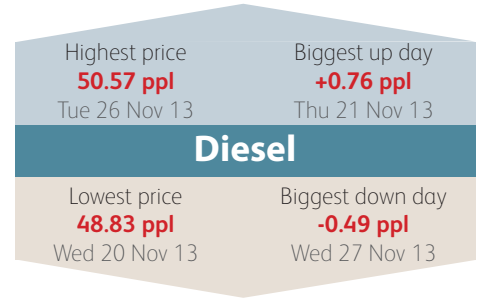
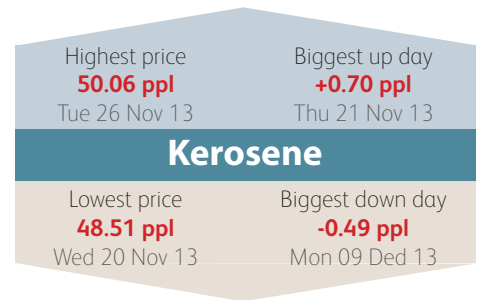
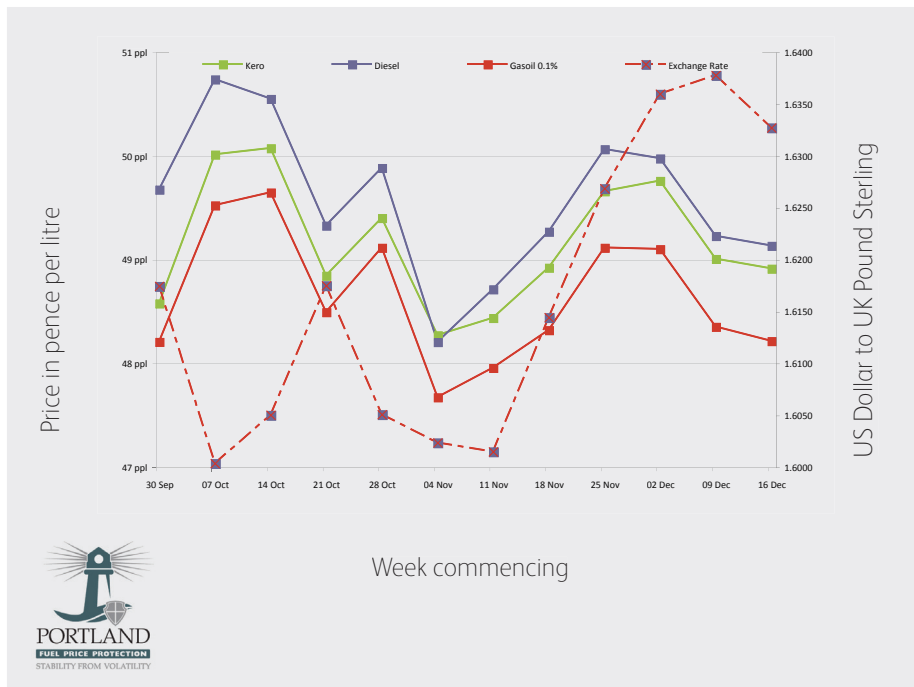


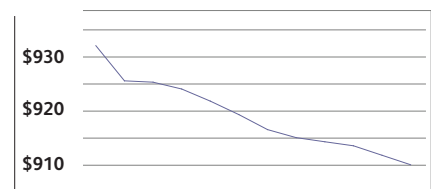
Wholesale Price Movements: 19th November 2013 – 12th December 2013

	Kerosene	Diesel	Gasoil 0.1%
Average price	49.35	49.65	48.74
Average daily change	0.27	0.32	0.27
Current duty	0.00	57.95	11.14
Total	49.35	107.60	59.88

All prices in pence per litre



Gasoil forward price
in US\$ per tonne



December 2013 – November 2014

The Fuel Oil News Price Totem

	Trade average buying prices			Average selling prices		
	Kerosene	Gasoil	ULSD	Kerosene	Gasoil	ULSD
Platts	49.73	60.13	108.50			
Scotland	51.55	63.26	109.87	56.76	66.60	112.77
North East	52.17	63.20	109.68	57.39	67.14	113.81
North West	52.13	63.45	110.36	57.78	66.72	112.77
Midlands	51.66	63.63	110.36	57.85	67.10	111.72
South East	52.07	63.03	109.96	58.21	66.13	112.11
South West	52.07	63.74	110.16	56.33	65.44	112.38
Northern Ireland	52.33	63.99	111.04	54.77	66.88	114.41
Republic of Ireland	71.72	76.38	115.52	76.11	78.94	117.63

The price totem figures are compiled from the results of a telephone survey of distributors carried out on 06/12/2013

Buying prices are ex-rack. Selling prices are for 1000 litres of kero, 2500 litres of gas oil and 5000 litres of ULSD (Derv in ROI). Prices in ROI are in €.

The FON Price Totem includes Platts derived market data, supplied courtesy of Platts and BigOil.net. This allows distributors to make a comparison with the average buying prices.

bigoil.net™
built on oil / driven by technology