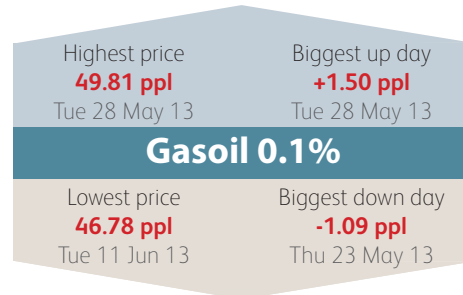
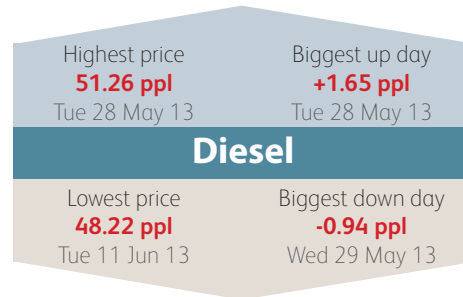
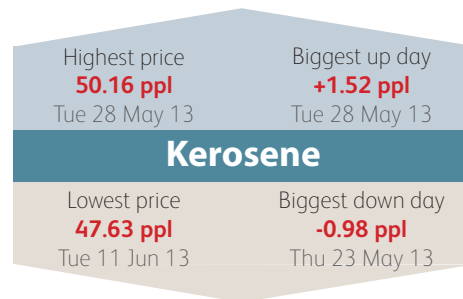
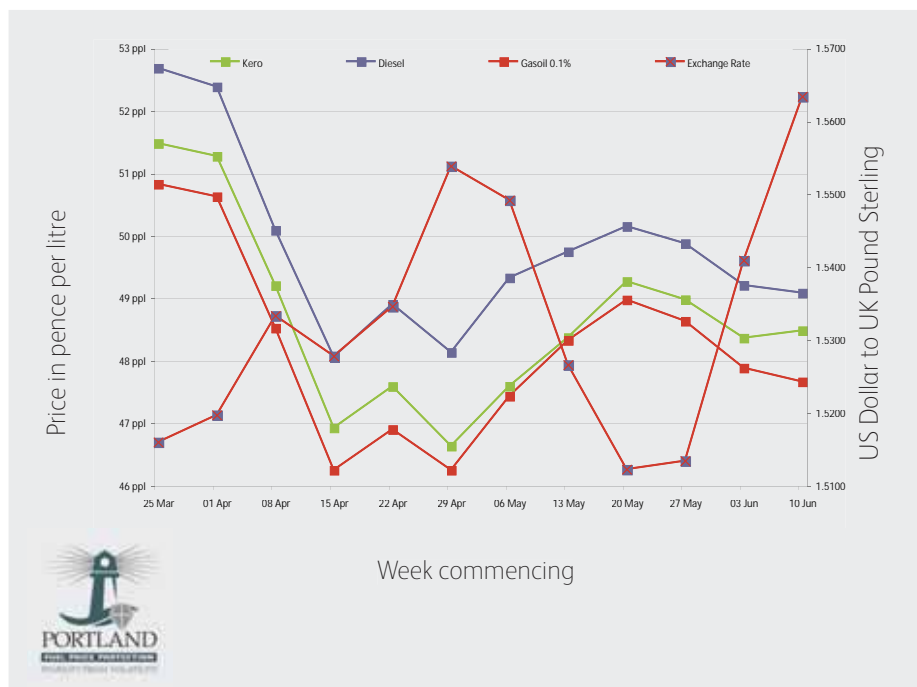


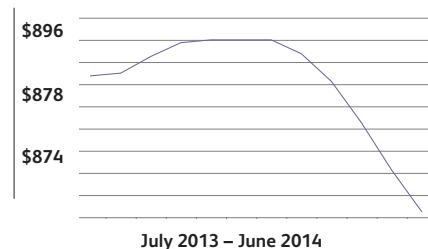
Wholesale Price Movements: 19th May 2013 – 18th June 2013

	Kerosene	Diesel	Gasoil 0.1%
Average price	48.86	49.68	48.37
Average daily change	0.47	0.52	0.48
Current duty	0.00	57.95	11.14
Total	48.86	107.63	59.51

All prices in pence per litre



Gasoil forward price
in US\$ per tonne



The Fuel Oil News Price Totem

	Trade average buying prices			Average selling prices		
	Kerosene	Gasoil	USLD	Kerosene	Gasoil	USLD
Platts	48.13	58.68	106.95			
Scotland	50.18	62.92	109.55	56.80	66.40	112.20
North East	50.56	62.92	109.68	57.01	66.08	112.33
North West	51.28	63.46	110.09	57.23	67.43	112.93
Midlands	49.54	62.27	109.40	54.23	65.35	111.73
South East	51.07	63.19	109.60	56.72	66.97	112.56
South West	50.32	62.69	109.05	54.71	64.81	112.55
Northern Ireland	51.14	63.80	110.80	53.83	66.67	116.59
Republic of Ireland	70.05	73.02	113.66	74.35	77.20	109.08

The price totem figures are compiled from the results of a telephone survey of distributors carried out on 06/06/2013

Buying prices are ex-rack. Selling prices are for 1000 litres of kero, 2500 litres of gas oil and 5000 litres of USLD (Derv in ROI). Prices in ROI are in €.

The FON Price Totem includes Platts derived market data, supplied courtesy of Platts and BigOil.net. This allows distributors to make a comparison with the average buying prices.

