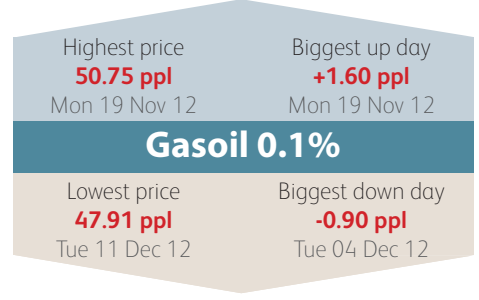
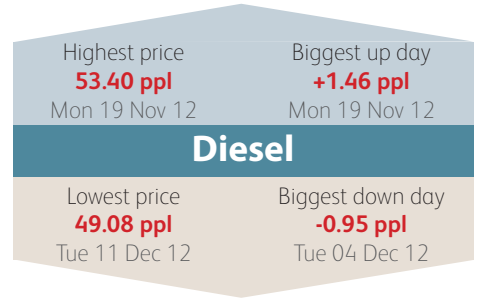
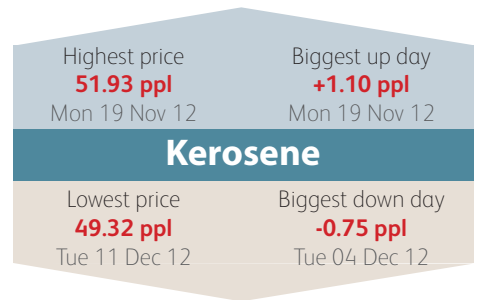
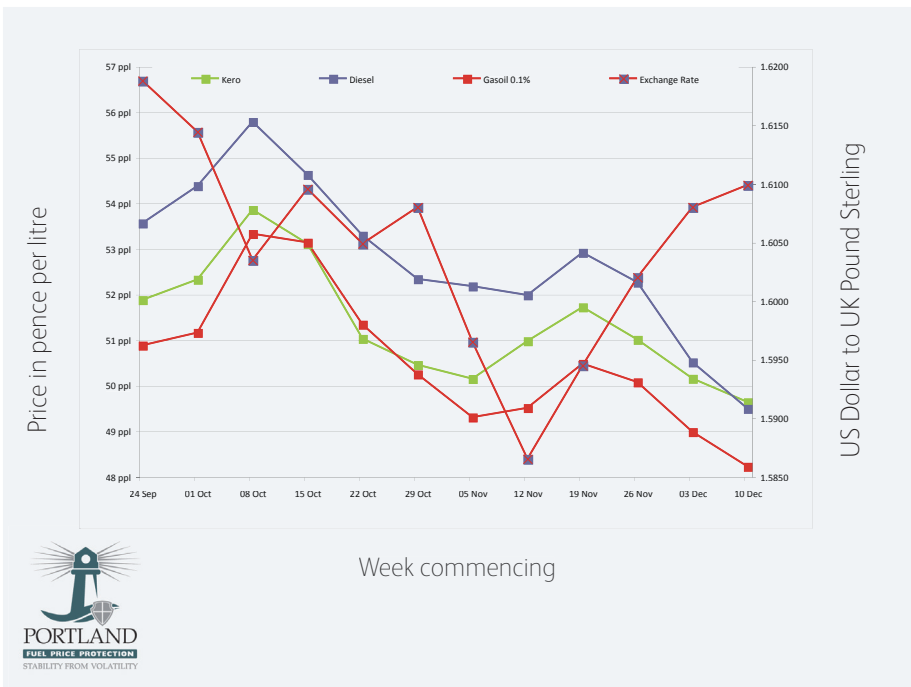


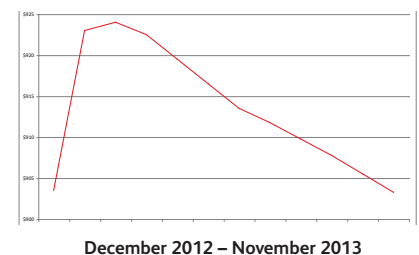
Wholesale Price Movements: 19th November 2012 – 12th December 2012

	Kerosene	Diesel	Gasoil 0.1%
Average price	50.74	51.52	49.55
Average daily change	0.37	0.50	0.40
Current duty	0.00	57.95	11.14
Total	50.74	109.47	60.69

All prices in pence per litre



Gasoil forward price
in US\$ per tonne



The Fuel Oil News Price Totem

	Trade average buying prices			Average selling prices		
	Kerosene	Gasoil	USLD	Kerosene	Gasoil	USLD
Platts	51.42	61.62	110.65			
Scotland	51.94	63.19	110.54	58.59	67.42	114.25
North East	53.41	63.81	111.60	59.90	67.96	114.97
North West	52.86	63.49	110.75	59.93	68.43	114.23
Midlands	52.78	63.27	112.12	62.77	68.20	116.53
South East	53.22	64.00	110.87	59.74	69.33	115.04
South West	53.53	64.03	111.53	62.42	67.72	114.43
Northern Ireland	52.38	63.73	112.12	57.62	69.63	116.24
Republic of Ireland	73.66	78.77	117.89	79.37	82.92	121.82

The price totem figures are compiled from the results of a telephone survey of distributors carried out on 06/12/2012

Buying prices are ex-rack. Selling prices are for 1000 litres of kero, 2500 litres of gas oil and 5000 litres of USLD (Derv in ROI). Prices in ROI are in €.

The FON Price Totem includes Platts derived market data, supplied courtesy of Platts and BigOil.net. This allows distributors to make a comparison with the average buying prices.